

OFFICE OF THE AUDITOR GENERAL


The Navajo Nation

Report on Available Fund Balances for the 110 Navajo Nation Chapters

**Fiscal Year 2018
As of December 31, 2017**


Report No. 18-18

Performed by:
Summer Tracy, Associate Auditor



M-E-M-O-R-A-N-D-U-M

TO : 23rd Navajo Nation Council

FROM : 
Elizabeth Begay, CIA, CFE
Auditor General
OFFICE OF THE AUDITOR GENERAL

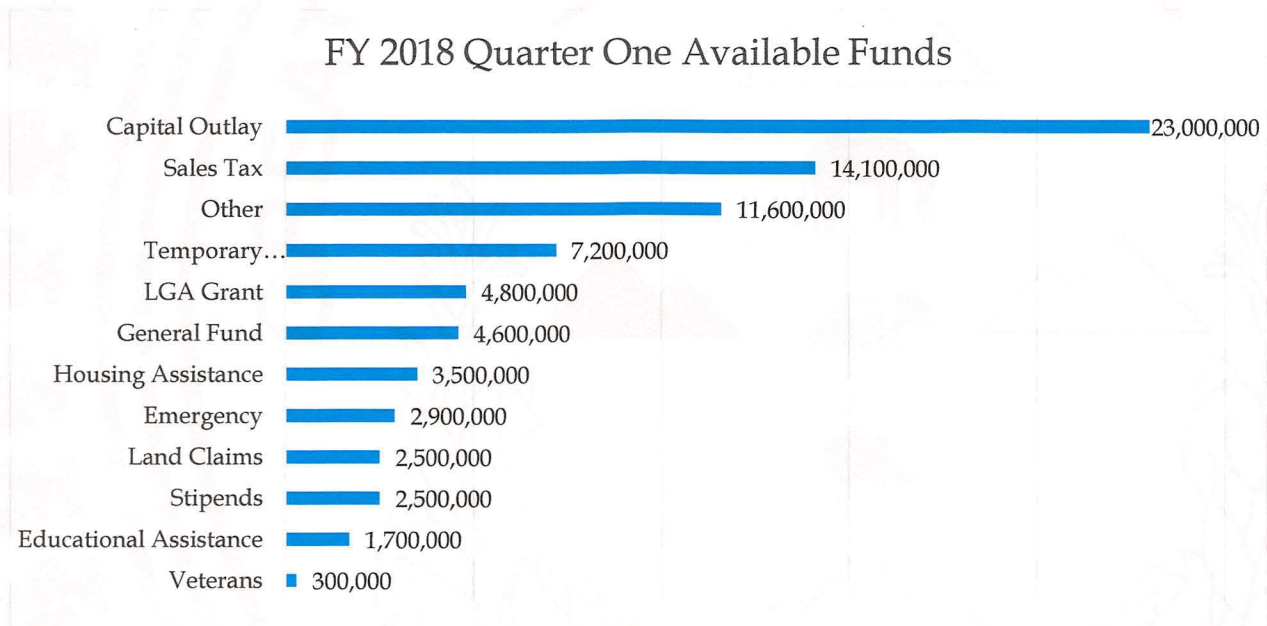
DATE : March 30, 2018

SUBJECT : Report on Available Fund Balances for the 110 Navajo Nation Chapters
as of December 31, 2017

The Office of the Auditor General herewith transmits Report no. 18-18, Available Fund Balances of the 110 Chapters as of December 31, 2017. The purpose of this report is to inform the Navajo Nation Council, chapter officials and the public on the chapter funds that contain balances at the end of quarter one of fiscal year 2018.

Compilation Results

The 110 Chapters had \$78.7 million available to fund services to chapter community members as of December 31, 2017. The dollars consists of 12 major fund categories as illustrated on the bar chart below. The overall results are preliminary (unaudited) because the Office of the Auditor General did not verify the accuracy of the posted transactions in the chapters' accounting systems.



Source: Consolidated Balance Sheet as of December 31, 2017.

Recommendations

- The Navajo Nation Council should set timelines for chapters to expend annual and supplemental appropriations.
- At the end of the fiscal year funds should lapse and be returned to the Navajo Nation general fund.
- The Administrative Service Centers or Division of Community Development should manage the funds of those chapters with no administrative staff (Community Services Coordinator and Accounts Maintenance Specialist).

Detailed explanation of the available chapter funds is listed as follows:

- Exhibit A - Total Available funds by chapter
- Exhibit B - Breakdown of Fund Type
- Exhibit C - Breakdown of FY 2018 Quarter 1 Ending Balance
- Exhibit D - Breakdown of Chapter Funds by Fund Type

If you have any questions about this report, please call our office at (928) 871-6303.

xc: Johnny Johnson, Department Manager
ADMINISTRATIVE SERVICE CENTER/DCD
110 Navajo Nation Chapters
DIVISION OF COMMUNITY DEVELOPMENT
Darlene Sam, Senior Budget Analyst
OFFICE OF MANAGEMENT AND BUDGET
Chrono

TABLE OF CONTENTS

	Page
COMPILATION RESULTS	
Exhibit A: \$78.7 Million in Total Chapter Fund Balances.....	1
Exhibit B: \$23 Million in Capital Outlay Funds.....	1
Exhibit B: \$14.1 Million in Sales Tax Revenue Funds.....	2
Exhibit B: \$2.9 Million in Emergency and Disaster Relief Funds.....	3
Exhibit B: \$3.5 Million in Housing Discretionary Funds.....	4
Exhibit B: \$7.2 Million in Temporary Employment Funds.....	5-6
Exhibit B: \$1.7 Million in Education Funds.....	7-8
Exhibit B: \$2.5 Million in Stipend Funds.....	9-10
Exhibit C: Breakdown of FY 2018 Quarter 1 Ending Balance.....	1-2
Exhibit D: Breakdown of Chapter Funds by Fund Type.....	1-6

COMPILATION RESULTS

\$78.7 Million in Total Chapter Fund Balances

Chapter fund balances totaled approximately \$78.7 million as of December 31, 2017. Listed below are the 110 chapters and their fund balances, sorted from highest to lowest.

Chapters	Unspent Fund Balance	Chapters	Unspent Fund Balance
Tō Nanees Dizi*	7,440,000	Tiis Tsoh Sikaad*	560,000
Ramah	6,320,000	Piñon*	560,000
Aneth*	1,860,000	Becenti	560,000
Tonalea*	1,750,000	Chinle*	550,000
San Juan*	1,600,000	Nahodishgish	550,000
Upper Fruitland*	1,440,000	Bahastl'ah	540,000
Newcomb*	1,330,000	Red Valley	520,000
Oljato	1,310,000	Huerfano	520,000
Beclabito*	1,100,000	Chichiltah	520,000
Nenahnezad	1,080,000	Tóhikan*	500,000
Naatsis'áán	1,040,000	St Michaels	500,000
Greasewood Springs*	1,010,000	Littlewater*	490,000
Shonto*	990,000	Alamo	480,000
Cove*	980,000	Tselani/Cottonwood	470,000
Forest Lake	980,000	Tohatchi	450,000
Red Lake #18	960,000	Sheep Springs*	450,000
Houck*	960,000	Toadlena/Two Grey Hills*	450,000
Bodaway Gap*	940,000	Coalmine Canyon	440,000
Fort Defiance*	900,000	Lukachukai	430,000
Counselor	890,000	Mexican Water*	430,000
Kayenta*	880,000	Teec Nos Pos	420,000
Ganado*	870,000	Mexican Springs	420,000
Churchrock	830,000	Pinedale	410,000
Many Farms	790,000	LeChee*	390,000
Steamboat*	780,000	Dennehotso*	380,000
Tachee/Blue Gap	750,000	Tsah Bii Kin*	380,000
Low Mountain	740,000	Tse ii ahi	370,000
Rough Rock	740,000	Teesto*	370,000
White Rock*	740,000	Red Rock	370,000
Shiprock	720,000	Tsaile/Wheatfields	350,000
Tse'Daa'Kaan*	720,000	Thoreau	350,000
Cameron	710,000	Kai'Bii'To	350,000
Sawmill	690,000	Tsé si' áni*	350,000
Gadiiahi/Tokoi	690,000	Indian Wells	340,000
Round Rock	690,000	Tolani Lake	320,000
Ojo Encino*	690,000	Tsayatoh	320,000
Coppermine	660,000	Cornfields*	320,000
Crownpoint	660,000	Whippoorwill*	320,000
Black Mesa	640,000	Rock Point	300,000
Torreón/Star Lake	640,000	Nahata DziiI*	280,000
BááhááIi*	640,000	Tohajiilee	270,000
Mariano Lake	640,000	Casamero Lake*	270,000
Chilchinbeto*	630,000	Lake Valley	270,000
Coyote Canyon	630,000	Smith Lake	260,000
Sanostee	630,000	Jeddito	230,000
Rock Springs	630,000	Dilkon*	210,000
Leupp*	620,000	Iyanbito	210,000
Wide Ruins	620,000	Whitecone	200,000
Kin Dah LichíI*	620,000	Red Mesa	190,000
Hardrock	600,000	Baca/Prewitt*	190,000
Oak Springs	600,000	Tsidíí To'ii*	180,000
Naschitti*	590,000	Nageezi	160,000
Nazlini*	570,000	Whitehorse Lake	140,000
Klagetoh	570,000	Manuelito	120,000
Crystal	570,000	Pueblo Pintado	70,000

Note - Fund Balance rounded to nearest ten thousand. LGA-certified Chapters denoted by *

\$23 Million in Capital Outlay Funds

The chapters maintained \$23 million designated for capital outlay projects. Listed below is the comparison of the 110 chapter's capital outlay fund balances sorted from highest to lowest as of December 31, 2017.

Chapters	Unspent Fund Balance	Chapters	Unspent Fund Balance
Tonalea*	960,000	Ganado*	170,000
San Juan*	770,000	Lake Valley	170,000
Aneth*	640,000	Red Valley	170,000
Low Mountain	600,000	Tólikan*	170,000
Mariano Lake	570,000	Lukachukai	160,000
Churchrock	530,000	Chilchinbeto*	160,000
Red Lake #18	480,000	Bodaway Gap*	160,000
Upper Fruitland*	480,000	Sheep Springs*	160,000
Newcomb*	480,000	Fort Defiance*	150,000
Naatsis'áán	450,000	Kin Dah Líchíí*	150,000
Cameron	450,000	Rough Rock	140,000
Beclabito*	440,000	LeChee*	140,000
Counselor	440,000	Coalmine Canyon	130,000
Nahodishgish	400,000	Toadlena/Two Grey Hills*	130,000
Hardrock	370,000	Tsayatoh	130,000
Oljato	360,000	Huerfano	130,000
Cove*	350,000	Tohatchi	120,000
Wide Ruins	340,000	Tolani Lake	110,000
Gadiiahi/Tokoi	340,000	Tselani/Cottonwood	110,000
Tachee/Blue Gap	320,000	Rock Point	100,000
Sawmill	310,000	St Michaels	100,000
Becenti	310,000	Nazlini*	100,000
Chichiltah	310,000	Tsé sí' áni*	90,000
Crystal	300,000	Iyanbito	90,000
Torreón/Star Lake	300,000	Smith Lake	90,000
Bááháálí*	290,000	Indian Wells	90,000
Steamboat*	280,000	Red Mesa	90,000
Round Rock	280,000	Kayenta*	80,000
Bahastl'ah	270,000	Cornfields*	80,000
Forest Lake	260,000	Chinle*	80,000
Rock Springs	260,000	Leupp*	80,000
Oak Springs	260,000	Kai'Bii'To	80,000
Coppermine	260,000	Tohajiilee	80,000
Nenahnezad	250,000	Mexican Springs	80,000
Many Farms	250,000	Red Rock	70,000
Tse ii ahi*	250,000	Whitecone	70,000
Ojo Encino*	250,000	Teesto*	60,000
Tse'Daa'Kaan*	240,000	Shiprock	60,000
Alamo	240,000	Mexican Water*	50,000
Sanostee	240,000	Greasewood Springs*	50,000
White Rock*	240,000	Whitehorse Lake	40,000
Coyote Canyon	230,000	Tsah Bii Kin*	40,000
Piñon*	230,000	Nahata Dziil*	30,000
Littlewater*	230,000	Dilkon*	30,000
Crownpoint	230,000	Nageezi	30,000
Houck*	220,000	Pueblo Pintado	20,000
Black Mesa	220,000	Manuelito	20,000
Naschitti*	220,000	Dennehotso*	10,000
Tō Nanees Dizi*	220,000	Shonto*	10,000
Thoreau	210,000	Casamero Lake*	10,000
Klagetoh	200,000	Tsidíí To'ii*	0
Pinedale	200,000	Whippoorwill*	0
Tiis Tsoh Sikaad*	190,000	Jeddito	0
Tsaile/Wheatfields	180,000	Ramah	(20,000)
Teec Nos Pos	180,000	Baca/Prewitt*	(20,000)

Note - Fund Balance rounded to nearest ten thousand. LGA-certified Chapters denoted by *

\$14.1 Million in Sales Tax Revenue Funds

The chapters maintained \$14.1 million designated for infrastructure, economic development, and other governmental purposes. Listed below is the comparison of the 110 chapter's sales tax revenue fund balances sorted from highest to lowest as of December 31, 2017.

Chapters	Unspent Fund Balance	Chapters	Unspent Fund Balance
Tō Nanees Dizi*	6,120,000	Pinedale	40,000
Rough Rock	360,000	Huerfano	40,000
Round Rock	240,000	Bodaway Gap*	40,000
Upper Fruitland*	240,000	Churchrock	40,000
Oljato	240,000	Teesto*	40,000
Greasewood Springs*	230,000	Kai'Bii'To	40,000
Many Farms	230,000	Red Rock	40,000
Forest Lake	230,000	Tólikan*	40,000
Houck*	230,000	Crownpoint	30,000
Coyote Canyon	210,000	LeChee*	30,000
Aneth*	210,000	Rock Springs	30,000
Sawmill	190,000	Ojo Encino*	30,000
Nenahnezad	190,000	Tsé sí' áni*	30,000
Black Mesa	180,000	Tonalea*	30,000
Tachee/Blue Gap	180,000	Iyanbito	30,000
Klagetoh	180,000	Cameron	30,000
Oak Springs	170,000	Wide Ruins	30,000
Beclabito*	170,000	Shonto*	30,000
Red Lake #18	160,000	Cornfields*	30,000
Steamboat*	150,000	Tsidíí To'ii*	20,000
Gadiiahi/Tokoi	150,000	Tsah Bii Kin*	20,000
Mexican Springs	140,000	Toadlena/Two Grey Hills*	20,000
Tselani/Cottonwood	140,000	Tohajilee	20,000
Fort Defiance*	130,000	Mexican Water*	20,000
Ganado*	130,000	Tiis Tsoh Sikaad*	20,000
Kayenta*	130,000	Chichiltah	20,000
Shiprock	120,000	Tolani Lake	20,000
Hardrock	110,000	Rock Point	20,000
Naatsis'áán	110,000	Thoreau	10,000
Coalmine Canyon	100,000	Low Mountain	10,000
Lukachukai	100,000	Newcomb*	10,000
Bahast'ah	100,000	Becenti	10,000
Cove*	100,000	Alamo	10,000
St Michaels	100,000	Ramah	10,000
Sanostee	100,000	Whitehorse Lake	10,000
Nazlini*	100,000	Bááháálf*	0
Naschitti*	90,000	Nageezi	0
Crystal	90,000	White Rock*	0
Indian Wells	80,000	Manuelito	0
Leupp*	80,000	Nahata Dziiil*	0
Coppermine	80,000	Pueblo Pintado	0
Red Valley	80,000	Nahodishgish	0
Chilchinbeto*	70,000	Smith Lake	0
Kin Dah Lichíí*	70,000	Tse ii ahi*	0
Tohatchi	70,000	Piñon*	0
Torreón/Star Lake	60,000	Lake Valley	0
Whippoorwill*	60,000	Tsayatoh	0
Teec Nos Pos	60,000	Casamero Lake*	0
Chinle*	50,000	Mariano Lake	0
San Juan*	50,000	Baca/Prewitt*	0
Whitecone	50,000	Red Mesa	0
Sheep Springs*	40,000	Dilkon*	0
Counselor	40,000	Jeddito	0
Tsaile/Wheatfields	40,000	Tse'Daa'Kaan*	0
Dennehotso*	40,000	Littlewater*	(10,000)

Note - Fund Balance rounded to nearest ten thousand. LGA-certified Chapters denoted by *

\$2.9 Million in Emergency and Disaster Relief Funds

The chapters maintained \$2.9 million designated for emergency and disaster relief services. Listed below is the comparison of the 110 chapters and their emergency and disaster relief fund balances sorted from highest to lowest as of December 31, 2017.

Chapters	Unspent Fund Balance	Chapters	Unspent Fund Balance
Aneth*	110,000	Tsayatoh	20,000
Naatsis'áán	110,000	Bodaway Gap*	20,000
Counselor	90,000	Rough Rock	20,000
Hardrock	80,000	Shiprock	20,000
Many Farms	80,000	Coyote Canyon	20,000
Crownpoint	80,000	Tohatchi	20,000
Houck*	80,000	Coppermine	20,000
Thoreau	70,000	Lake Valley	10,000
Red Rock	70,000	Cornfields*	10,000
Kin Dah Eichíí*	60,000	Indian Wells	10,000
Upper Fruitland*	60,000	Alamo	10,000
Bááháálf*	60,000	Sawmill	10,000
Ojo Encino*	60,000	Chinle*	10,000
St Michaels	60,000	Nageezi	10,000
Beclabito*	60,000	Crystal	10,000
Wide Ruins	60,000	Shonto*	10,000
Kayenta*	60,000	Whitecone	10,000
Tonalea*	60,000	Chilchinbetó*	10,000
Oljato	50,000	Tsé sí' áni*	10,000
Mexican Springs	50,000	Cove*	10,000
Lukachukai	50,000	Nenahnezad	10,000
Steamboat*	50,000	Baca/Prewitt*	10,000
Becenti	50,000	Sheep Springs*	10,000
Tiis Tsoh Sikaad*	50,000	Huerfano	10,000
Toadlena/Two Grey Hills*	40,000	San Juan*	10,000
Forest Lake	40,000	White Rock*	10,000
Pinedale	40,000	Whippoorwill*	10,000
Tsaile/Wheatfields	40,000	Leupp*	10,000
Red Valley	40,000	Iyanbito	10,000
Round Rock	40,000	Dennehotso*	10,000
Rock Springs	40,000	Kai'Bii'To	0
Bahastl'ah	40,000	Cameron	0
Red Lake #18	30,000	Manuelito	0
Newcomb*	30,000	Teesto*	0
Fort Defiance*	30,000	Tolani Lake	0
Tse'Daa'Kaan*	30,000	Mariano Lake	0
Nazlini*	30,000	Tólikan*	0
Sanostee	30,000	Tse ii ahi*	0
Tō Nanees Dizi*	30,000	Whitehorse Lake	0
Torreón/Star Lake	30,000	Naschitti*	0
Oak Springs	30,000	Red Mesa	0
Tselani/Cottonwood	30,000	Rock Point	0
Smith Lake	30,000	Klagetoh	0
Coalmine Canyon	30,000	Tachee/Blue Gap	0
Tsah Bii Kin*	30,000	Piñon*	0
Black Mesa	20,000	Tsidíí To'ii*	0
Chichiltah	20,000	Dilkon*	0
Littlewater*	20,000	Mexican Water*	0
Low Mountain	20,000	Nahata Dził*	0
Nahodishgish	20,000	Teec Nos Pos	0
Ganado*	20,000	Jedito	0
Gadiiahi/Tokoi	20,000	Churchrock	0
LeChee*	20,000	Ramah	(10,000)
Casamero Lake*	20,000	Pueblo Pintado	(10,000)
Greasewood Springs*	20,000	Tohajilee	(20,000)

Note – Fund Balance rounded to nearest ten thousand. LGA-certified Chapters denoted by *

\$3.5 Million in Housing Discretionary Funds

The chapters maintained \$3.5 million designated for housing assistance. Listed below is the comparison of the 110 chapters and their housing discretionary fund balances sorted from highest to lowest as of December 31, 2017.

Chapters	Unspent Fund Balance	Chapters	Unspent Fund Balance
Tonalea*	240,000	Toadlena/Two Grey Hills*	20,000
Oljato	220,000	Pueblo Pintado	20,000
Aneth*	130,000	Mexican Springs	20,000
Tachee/Blue Gap	110,000	Ramah	20,000
Nenahnezad	100,000	Red Rock	20,000
Counselor	100,000	Lukachukai	20,000
Tohatchi	90,000	Pinedale	20,000
Alamo	70,000	Mariano Lake	20,000
Naatsis'áán	70,000	Oak Springs	20,000
Huerfano	70,000	Low Mountain	20,000
Sanostee	60,000	Thoreau	20,000
Forest Lake	60,000	Whitecone	20,000
Crownpoint	60,000	Littlewater*	20,000
Klagetoh	60,000	Whitehorse Lake	20,000
Newcomb*	60,000	Greasewood Springs*	20,000
Churchrock	60,000	Houck*	20,000
Beclabito*	60,000	Leupp*	20,000
Bodaway Gap*	50,000	Manuelito	10,000
San Juan*	50,000	Red Mesa	10,000
Kin Dah Lichíí*	50,000	Tselani/Cottonwood	10,000
Red Valley	50,000	Nageezi	10,000
Shonto*	50,000	Sawmill	10,000
Mexican Water*	50,000	Bahastí'ah	10,000
Many Farms	50,000	Rough Rock	10,000
Fort Defiance*	50,000	Chinle*	10,000
Red Lake #18	40,000	Casamero Lake*	10,000
Shiprock	40,000	Ojo Encino*	10,000
Rock Springs	40,000	White Rock*	10,000
Steamboat*	40,000	Dilkon*	10,000
Hardrock	40,000	Tóhikan*	10,000
Gadiiahi/Tokoi	40,000	Crystal	10,000
Kai'Bii'To	40,000	Tõ Nanees Dizi*	10,000
Torreón/Star Lake	30,000	Becenti	10,000
Whippoorwill*	30,000	LeChee*	10,000
Wide Ruins	30,000	Nahodishgish	10,000
Ganado*	30,000	Tsaile/Wheatfields	10,000
St Michaels	30,000	Sheep Springs*	10,000
Coalmine Canyon	30,000	Lake Valley	10,000
Rock Point	30,000	Upper Fruitland*	10,000
Tsé si' áni*	30,000	Nahata Dził*	10,000
Chichiltah	30,000	Tsah Bii Kin*	10,000
Cove*	30,000	Bááháálí*	10,000
Coyote Canyon	30,000	Black Mesa	10,000
Tiis Tsoh Sikaad*	30,000	Cornfields*	0
Dennehotso*	30,000	Piñon*	0
Tolani Lake	20,000	Nazlini*	0
Indian Wells	20,000	Tse ii ahi*	0
Smith Lake	20,000	Round Rock	0
Cameron	20,000	Tsidíí To'ii*	0
Teec Nos Pos	20,000	Teesto*	0
Tohajiilee	20,000	Chilchinbeto*	0
Kayenta*	20,000	Coppermine	0
Tsayatoh	20,000	Tse'Daa'Kaan*	0
Naschitti*	20,000	Iyanbito	0
Baca/Prewitt*	20,000	Jeddito	0

Note - Fund Balance rounded to nearest ten thousand. LGA-certified Chapters denoted by *

\$7.2 Million in Temporary Employment Funds

The chapters maintained \$7.2 million designated for temporary employment and on the job training. The temporary employment funds consists of \$5.7 million Public Employment Projects and \$1.5 million Summer Youth. Listed below is the comparison of the 110 chapters and their Public Employment Projects and Summer Youth fund balances sorted from highest to lowest as of December 31, 2017.

\$5.7 Million Public Employment Projects Fund Balances

Chapters	Unspent Fund Balance	Chapters	Unspent Fund Balance
Shiprock	250,000	Sanostee	50,000
Kayenta*	160,000	Tohajiilee	50,000
Chinle*	150,000	Rock Point	50,000
Houck*	140,000	Smith Lake	50,000
Oljato	120,000	San Juan*	40,000
Jeddito	120,000	Pinedale	40,000
Aneth*	110,000	Huerfano	40,000
Fort Defiance*	110,000	Nageezi	40,000
Tselani/Cottonwood	100,000	Tachee/Blue Gap	40,000
Kai'Bii'To	100,000	Chichiltah	40,000
Nenahnezad	100,000	Red Valley	40,000
Leupp*	100,000	Greasewood Springs*	40,000
Coalmine Canyon	90,000	Black Mesa	40,000
Tonalea*	90,000	Lukachukai	40,000
Dennehotso*	90,000	Tsidíí To'ii*	40,000
Upper Fruitland*	80,000	Alamo	40,000
Cameron	80,000	Baca/Prewitt*	30,000
Tsah Bii Kin*	80,000	Toadlena/Two Grey Hills*	30,000
Counselor	80,000	Dilkon*	30,000
Crownpoint	80,000	Sawmill	30,000
Cove*	70,000	Tolari Lake	30,000
Teesto*	70,000	Rough Rock	30,000
Bahastl'ah	70,000	Beclabito*	30,000
Naschitti*	70,000	Manuelito	30,000
Tsayatoh	70,000	Tsaile/Wheatfields	30,000
Naatsis'áán	70,000	St Michaels	30,000
Red Rock	70,000	Becenti	30,000
Bodaway Gap*	60,000	Nahodishgish	30,000
Ganado*	60,000	Ramah	30,000
Nazlini*	60,000	Whitehorse Lake	30,000
White Rock*	60,000	Lake Valley	30,000
Steamboat*	60,000	Tse ii ahi*	20,000
Wide Ruins	60,000	Ojo Encino*	20,000
Hardrock	60,000	Indian Wells	20,000
Gadiiahi/Tokoi	60,000	Iyanbito	20,000
Tóhikan*	60,000	Red Mesa	20,000
Crystal	60,000	Tsé si' áni*	20,000
Tohatchi	60,000	Tiis Tsoh Sikaad*	10,000
Chilchinbeto*	60,000	Littlewater*	10,000
Piñon*	60,000	Forest Lake	10,000
Rock Springs	60,000	Oak Springs	10,000
Torreón/Star Lake	60,000	Low Mountain	10,000
Whitecone	50,000	Newcomb*	10,000
Mexican Springs	50,000	Whippoorwill*	10,000
Klagetoh	50,000	Nahata Dziil*	10,000
Sheep Springs*	50,000	Pueblo Pintado	10,000
Churchrock	50,000	Casamero Lake*	0
Mexican Water*	50,000	Mariano Lake	0
Bááháálf*	50,000	Round Rock	0
Many Farms	50,000	Shonto*	0
Coyote Canyon	50,000	Coppermine	0
Cornfields*	50,000	Tse'Daa'Kaan*	0
Red Lake #18	50,000	Tō Nanees Dizi*	0
Kin Dah Lichíi*	50,000	Thoreau	0
Teec Nos Pos	50,000	LeChee*	0

\$1.5 Summer Youth Employment Fund Balances

Chapters	Unspent Fund Balance	Chapters	Unspent Fund Balance
Many Farms	70,000	LeChee*	10,000
Nenahnezad	70,000	Tsé si' áni*	10,000
Rough Rock	50,000	Cornfields*	10,000
Fort Defiance*	50,000	Pinedale	10,000
White Rock*	40,000	Mariano Lake	10,000
Nahata Dziil*	40,000	Nahodishgish	10,000
Round Rock	40,000	San Juan*	10,000
Churchrock	30,000	Tsidíí To'ii*	10,000
Teesto*	30,000	Sheep Springs*	10,000
Cove*	30,000	Tachee/Blue Gap	10,000
Aneth*	30,000	Chinle*	10,000
Tō Nanees Dizi*	30,000	Lukachukai	10,000
Red Valley	30,000	Piñon*	10,000
Beclabito*	30,000	Dilkon*	10,000
Teec Nos Pos	30,000	Steamboat*	10,000
Crownpoint	30,000	Kai'Bii'To	10,000
Rock Springs	30,000	Manuelito	10,000
Red Lake #18	30,000	Ganado*	10,000
Tonalea*	30,000	Tsaile/Wheatfields	10,000
Low Mountain	30,000	Iyanbito	10,000
Chilchinbeto*	30,000	Pueblo Pintado	10,000
Bodaway Gap*	30,000	Tsayatoh	10,000
Littlewater*	30,000	Nazlini*	10,000
Upper Fruitland*	30,000	Mexican Springs	10,000
Tolani Lake	30,000	Dennehotso*	10,000
Oljato	20,000	St Michaels	10,000
Mexican Water*	20,000	Casamero Lake*	10,000
Becenti	20,000	Shiprock	10,000
Naatsis'áán	20,000	Chichiltah	0
Black Mesa	20,000	Tohatchi	0
Cameron	20,000	Red Mesa	0
Newcomb*	20,000	Smith Lake	0
Huerfano	20,000	Coyote Canyon	0
Forest Lake	20,000	Nageezi	0
Toadlena/Two Grey Hills*	20,000	Tselani/Cottonwood	0
Baca/Prewitt*	20,000	Houck*	0
Greasewood Springs*	20,000	Tsah Bii Kin*	0
Hardrock	20,000	Bááhááí*	0
Counselor	20,000	Red Rock	0
Whitehorse Lake	20,000	Shonto*	0
Klagetoh	20,000	Kayenta*	0
Torreón/Star Lake	20,000	Alamo	0
Tse ii ahi*	20,000	Coalmine Canyon	0
Wide Ruins	20,000	Gadiiahi/Tokoi	0
Kin Dah Łichíí*	20,000	Tohajiilee	0
Crystal	20,000	Naschitti*	0
Rock Point	10,000	Whippoorwill*	0
Oak Springs	10,000	Lake Valley	0
Tiis Tsoh Sikaad*	10,000	Whitecone	0
Ojo Encino*	10,000	Coppermine	0
Tóhikan*	10,000	Jeddito	0
Sawmill	10,000	Leupp*	0
Thoreau	10,000	Sanostee	0
Bahast'ah	10,000	Ramah	0
Indian Wells	10,000	Tse'Daa'Kaan*	(160,000)

Note - Fund Balance rounded to nearest ten thousand. LGA-certified Chapters denoted by *

\$1.7 Million in Education Funds

The chapters maintained \$1.7 million designated for education financial assistance. The education funds consist of the \$1.2 million Scholarship General Fund and \$500,000 Scholarship Claims Fund. Listed below is the comparison of the 110 chapters and their education assistance fund balances sorted from highest to lowest as of December 31, 2017.

\$1.2 Million Scholarship General Fund

Chapters	Unspent Fund Balance	Chapters	Unspent Fund Balance
Nenahnezad	120,000	Sawmill	0
Littlewater*	70,000	Whitecone	0
Aneth*	70,000	Red Rock	0
Tonalea*	50,000	Jeddito	0
Bááháálf*	50,000	St Michaels	0
Alamo	40,000	Round Rock	0
Torreon/Star Lake	40,000	White Rock*	0
Crownpoint	40,000	Baca/Prewitt*	0
Beclabito*	30,000	Lukachukai	0
Wide Ruins	30,000	Newcomb*	0
Rock Point	30,000	Nahata Dziil*	0
Whippoorwill*	30,000	Smith Lake	0
Red Valley	30,000	Naatsis'áán	0
Pueblo Pintado	30,000	Oljato	0
Indian Wells	20,000	Whitehorse Lake	0
Gadiiahi/Tokoi	20,000	Cove*	0
Red Lake #18	20,000	Tsah Bii Kin*	0
San Juan*	20,000	Leupp*	0
Tachee/Blue Gap	20,000	Coalmine Canyon	0
Coyote Canyon	20,000	Dilkon*	0
Chichiltah	20,000	Tse'Daa'Kaan*	0
Forest Lake	20,000	Bodaway Gap*	0
Red Mesa	20,000	Tolani Lake	0
Tsayatoh	20,000	Rough Rock	0
Sanostee	20,000	Crystal	0
Greasewood Springs*	20,000	Manuelito	0
Low Mountain	20,000	Houck*	0
Chinle*	20,000	Ojo Encino*	0
Mariano Lake	20,000	Steamboat*	0
Tohajiilee	10,000	Chilchimbeto*	0
Nageezi	10,000	Kin Dah Łichíí*	0
Casamero Lake*	10,000	Iyanbito	0
Tselani/Cottonwood	10,000	Fort Defiance*	0
Counselor	10,000	Rock Springs	0
Teec Nos Pos	10,000	Naschitti*	0
Thoreau	10,000	Many Farms	0
Oak Springs	10,000	Tiis Tsoh Sikaad*	0
Huerfano	10,000	Tõ Nanees Dizi*	0
Piñon*	10,000	Dennehotso*	0
Becenti	10,000	Black Mesa	0
Hardrock	10,000	Cameron	0
Toadlena/Two Grey Hills*	10,000	Coppermine	0
Lake Valley	10,000	Cornfields*	0
Churchrock	10,000	Ganado*	0
Tse ii ahi*	10,000	Kai'Bii'To	0
Pinedale	10,000	Klagetoh	0
Sheep Springs*	10,000	Mexican Water*	0
Nahodishgish	10,000	Nazlini*	0
Mexican Springs	10,000	Ramah	0
Kayenta*	10,000	Shonto*	0
LeChee*	10,000	Teesto*	0
Tsé si' áni*	10,000	Tohatchi	0
Tsidíí To'ii	0	Tsaile/Wheatfields	0
Shiprock	0	Bahastl'ah	0
Tóhikan*	0	Upper Fruitland*	0

\$500,000 Scholarship Claims Fund

Chapters	Unspent Fund Balance	Chapters	Unspent Fund Balance
Tonalea*	50,000	Jeddito	0
Greasewood Springs*	30,000	Manuelito	0
Pueblo Pintado	20,000	Rough Rock	0
Newcomb*	10,000	Indian Wells	0
Whippoorwill*	10,000	Tohajiilee	0
Torreón/Star Lake	10,000	Coppermine	0
Tselani/Cottonwood	10,000	Tólikan*	0
Huerfano	10,000	Bááháálí*	0
Whitecone	10,000	Round Rock	0
Baca/Prewitt*	10,000	Sheep Springs*	0
Shiprock	10,000	Smith Lake	0
Tō Nanees Dizi*	10,000	Wide Ruins	0
Cove*	10,000	Counselor	0
Thoreau	10,000	Littlewater*	0
Teec Nos Pos	10,000	Becenti	0
Shonto*	10,000	Kayenta*	0
Toadlena/Two Grey Hills*	10,000	Beclabito*	0
Leupp*	10,000	Gadiiahi/Tokoi	0
Chinle*	10,000	Mariano Lake	0
Ganado*	10,000	Tiis Tsoh Sikaad*	0
Rock Springs	10,000	Casamero Lake*	0
Tse ii ahi*	10,000	Forest Lake	0
Piñon*	10,000	Nahodishgish	0
Ojo Encino*	10,000	Naatsis'áán	0
Mexican Springs	10,000	Lake Valley	0
Churchrock	10,000	Naschitti*	0
Tsayatoh	10,000	Sawmill	0
Fort Defiance*	10,000	Nazlini*	0
Lukachukai	10,000	Whitehorse Lake	0
Tachee/Blue Gap	10,000	Klagetoh	0
Alamo	10,000	Oak Springs	0
Crownpoint	10,000	Mexican Water*	0
Red Lake #18	10,000	Dennehotso*	0
Cameron	10,000	Teesto*	0
Upper Fruitland*	0	Tsah Bii Kin*	0
White Rock*	0	Many Farms	0
San Juan*	0	LeChee*	0
Nenahnezad	0	Kin Dah Łichíí*	0
Cornfields*	0	Red Rock	0
Kai'Bii'To	0	Tolani Lake	0
Aneth*	0	Hardrock	0
Bodaway Gap*	0	Tse'Daa'Kaan*	0
Tohatchi	0	Tsé sí' áni*	0
Sanostee	0	Iyanbito	0
Chichiltah	0	Crystal	0
Red Valley	0	Tsidíí To'ii	0
Red Mesa	0	Black Mesa	0
Pinedale	0	Chilchinbeto*	0
Rock Point	0	Dilkon*	0
Bahastl'ah	0	Nahata Dziil*	0
Houck*	0	Oljato	0
Coyote Canyon	0	Steamboat*	0
Coalmine Canyon	0	Tsaile/Wheatfields	0
Nageezi	0	St Michaels	0
Low Mountain	0	Ramah	(20,000)

Note – Fund Balance rounded to nearest ten thousand. LGA-certified Chapters denoted by *

\$2.5 Million in Stipend Funds

The chapters maintained \$2.5 million designated for elected official's stipend. The stipend funds consist of \$2.4 million for Chapter Officials Stipends and \$80,000 for Grazing Officials and Farm Board Stipends. Listed below is the comparison of the 110 chapters and their stipend fund balances sorted from highest to lowest as of December 31, 2017.

\$2.4 Million Chapter Stipend Funds

Chapters	Unspent Fund Balance	Chapters	Unspent Fund Balance
Crystal	60,000	Tohajilee	20,000
Upper Fruitland*	50,000	Nazlini*	20,000
St Michaels	50,000	Wide Ruins	20,000
Jeddito	40,000	Pinedale	20,000
Tuba City	40,000	Hardrock	20,000
Kayenta*	40,000	Nageezi	20,000
Nahodishgish	40,000	Littlewater*	20,000
Aneth*	40,000	Black Mesa	20,000
San Juan*	40,000	Chilchinbeto*	20,000
Ojo Encino*	40,000	Bááhááí*	20,000
Becenti	40,000	Smith Lake	20,000
Churchrock	30,000	Tse'Daa'Kaan*	20,000
Crownpoint	30,000	Tólikan*	20,000
Leupp*	30,000	Teesto*	20,000
Shiprock	30,000	Klagetoh	20,000
Kin Dah Lichíí*	30,000	Cameron	20,000
Huerfano	30,000	Indian Wells	20,000
Greasewood Springs*	30,000	Nahata Dziil*	20,000
Steamboat*	30,000	Tsah Bii Kin*	20,000
Rock Point	30,000	Casamero Lake*	20,000
Whippoorwill*	30,000	Tachee/Blue Gap	20,000
Nenahnezad	30,000	Counselor	20,000
Piñon*	30,000	Cornfields*	20,000
Sanostee	30,000	Whitecone	20,000
Rough Rock	30,000	Sawmill	20,000
Chinle*	30,000	Round Rock	20,000
Oljato	30,000	Low Mountain	20,000
Bodaway Gap*	30,000	Tsayatoh	20,000
Kaibeto	30,000	Tsidíí To'ii*	20,000
Red Rock	30,000	Mariano Lake	20,000
Ganado*	30,000	Coppermine	20,000
Rock Springs	30,000	Gadiiahi/Tokoi	20,000
Many Farms	20,000	Oak Springs	20,000
Torreón/Star Lake	20,000	Sheep Springs*	10,000
Fort Defiance*	20,000	Tsé si' áni*	10,000
Tsaile/Wheatfields	20,000	Manuelito	10,000
Coalmine Canyon	20,000	Newcomb*	10,000
Houck*	20,000	Tiis Tsoh Sikaad*	10,000
Naschitti*	20,000	Forest Lake	10,000
Dennehotso*	20,000	Standing Rock	10,000
Lukachukai	20,000	Beclabito*	10,000
Baca/Prewitt*	20,000	Cove*	10,000
Red Mesa	20,000	Tolani Lake	10,000
Tselani/Cottonwood	20,000	Mexican Water*	10,000
Shonto*	20,000	Navajo Mountain	10,000
Teece Nos Pos	20,000	Twin Lakes	10,000
Tohatchi	20,000	White Rock*	10,000
Red Valley	20,000	Pueblo Pintado	10,000
Coyote Canyon	20,000	Ramah	10,000
Chichiltah	20,000	Lake Valley	10,000
Iyanbito	20,000	Alamo	10,000
Toadlena/Two Grey Hills*	20,000	Whitehorse Lake	10,000
Red Lake #18	20,000	Thoreau	0
Mexican Springs	20,000	Tonalea*	0
Dilkon*	20,000	LeChee*	(10,000)

\$80,000 Grazing Officials and Farm Board Stipend Funds

Chapters	Unspent Fund Balance	Chapters	Unspent Fund Balance
Tsaile/Wheatfields	20,000	Dilkon*	0
Tō Nanees Dizi*	20,000	Forest Lake	0
Red Valley	10,000	Fort Defiance*	0
Tse'Daa'Kaan*	10,000	Houck*	0
Becenti	0	Huerfano	0
Black Mesa	0	Indian Wells	0
Red Lake #18	0	Tsah Bii Kin*	0
Coalmine Canyon	0	Iyanbito	0
Ganado*	0	Jeddito	0
Mexican Water*	0	Kai'Bii'To	0
Bááhááíí*	0	Kayenta*	0
Greasewood Springs*	0	Klagetoh	0
Nenahnezad	0	LeChee*	0
Wide Ruins	0	Littlewater*	0
Counselor	0	Lukachukai	0
Leupp*	0	Mariano Lake	0
Gadiiahi/Tokoi	0	Nageezi	0
Cove*	0	Nahata Dziil*	0
Teec Nos Pos	0	Nahodishgish	0
Alamo	0	Naatsis'áán	0
Newcomb*	0	Nazlini*	0
Low Mountain	0	Piñon*	0
Naschitti*	0	Ramah	0
Hardrock	0	Rock Point	0
Tonalea*	0	Rough Rock	0
Red Rock	0	Sawmill	0
Upper Fruitland*	0	Sheep Springs*	0
Many Farms	0	Shonto*	0
Coyote Canyon	0	Smith Lake	0
Mexican Springs	0	Steamboat*	0
Sanostee	0	Tólikan*	0
Dennehotso*	0	Tachee/Blue Gap	0
Tsé si' áni*	0	Teesto*	0
Ojo Encino*	0	Thoreau	0
San Juan*	0	Toadlena/Two Grey Hills*	0
Whippoorwill*	0	Tohajiilee	0
Shiprock	0	Tolani Lake	0
Round Rock	0	Torreón/Star Lake	0
Red Mesa	0	Tsayatoh	0
Tse ii ahi*	0	Tselani/Cottonwood	0
Tohatchi	0	Bahast'ah	0
Kin Dah Łichíí*	0	Whitecone	0
Oljato	0	Whitehorse Lake	0
Aneth*	0	Rock Springs	0
Baca/Prewitt*	0	St Michaels	0
Beclabito*	0	Oak Springs	0
Tsidíí To'ii	0	Chilchinbeto*	0
Tiis Tsoh Sikaad*	0	Pinedale	0
Cameron	0	Bodaway Gap*	0
Casamero Lake*	0	Pueblo Pintado	0
Chinle*	0	Crystal	0
Churchrock	0	Manuelito	0
Coppermine	0	Lake Valley	0
Cornfields*	0	Chichiltah	0
Crownpoint	0	White Rock*	(10,000)

Note – Fund Balance rounded to nearest ten thousand. LGA-certified Chapters denoted by *

Breakdown of FY 2018 Quarter 1 Ending Balance

Listed below are the 110 Chapter's individual fund balances as of December 31, 2017. The FY 2018 quarter one ending balance was calculated using the FY 2017 ending balance and FY 2018 Quarter 1 revenues and expenditures.

Chapter Name	FY 2017 Ending Balance	FY 2018 Q1 Revenues (+)	FY 2018 Q1 Expenditures (-)	FY 2018 Q1 Ending Balance
Alamo	361,979.29	155,655.70	42,166.28	475,468.71
Aneth*	1,721,839.35	308,655.69	171,273.07	1,859,221.97
Baca/Prewitt*	11,398.00	298,450.08	116,777.95	193,070.13
Becenti	474,079.24	160,360.07	76,359.58	558,079.73
Beclabito*	894,098.28	268,255.73	64,492.55	1,097,861.46
Tsidfí To'ii*	26,538.32	235,341.32	77,540.75	184,338.89
Black Mesa	563,362.80	150,118.76	75,692.33	637,789.23
Bodaway Gap*	709,391.40	274,947.47	42,233.93	942,104.94
Báaháálí*	406,183.11	309,452.57	78,558.52	637,077.16
Tiis Tsoh Sikaad*	403,437.80	227,663.41	70,920.82	560,180.39
Cameron	631,176.69	118,371.39	38,338.41	711,209.67
Casamero Lake*	131,363.42	242,031.56	105,833.52	267,561.46
Chichiltah	327,667.17	254,809.73	64,707.56	517,769.34
Chilchinbeto*	427,874.32	280,654.35	77,007.39	631,521.28
Chinle*	134,125.50	580,854.49	166,297.94	548,682.05
Churchrock	644,802.01	221,701.52	32,809.84	833,693.69
Coalmine Canyon	326,383.45	138,973.24	23,711.60	441,645.09
Coppermine	628,900.96	130,897.27	94,928.73	664,869.50
Cornfields*	195,392.27	290,926.85	168,182.18	318,136.94
Counselor	787,601.16	124,164.03	23,941.52	887,823.67
Cove*	806,110.61	253,041.13	76,711.53	982,440.21
Coyote Canyon	551,627.32	150,773.40	71,798.66	630,602.06
Crownpoint	503,988.38	206,873.44	54,236.24	656,625.58
Crystal	480,436.52	141,439.05	56,259.60	565,615.97
Dennehotso*	181,755.52	275,955.32	74,517.33	383,193.51
Dilkon*	11,263.46	305,800.65	108,147.85	208,916.26
Forest Lake	892,089.63	119,722.16	30,724.59	981,087.20
Fort Defiance*	556,983.14	468,529.85	124,555.65	900,957.34
Gadiiahi/Tokoi	607,740.34	123,682.00	37,709.27	693,713.07
Ganado*	684,038.90	293,380.99	109,353.08	868,066.81
Greasewood Springs*	855,859.78	248,078.43	94,006.52	1,009,931.69
Hardrock	616,797.68	62,092.88	79,422.68	599,467.88
Tse'Daa'Kaan*	421,379.35	421,765.51	127,455.91	715,688.95
Houck*	791,031.42	251,169.16	83,551.56	958,649.02
Huerfano	360,082.05	200,976.27	43,180.64	517,877.68
Indian Wells	241,741.81	149,392.98	50,317.80	340,816.99
Tsah Bii Kin*	241,885.85	245,422.53	109,952.87	377,355.51
Iyanbito	136,125.90	136,977.45	67,709.41	205,393.94
Jeddito	460,866.79	(180,930.12)	45,881.14	234,055.53
Kaibeto	248,473.20	163,906.96	65,654.71	346,725.45
Kayenta*	548,683.63	445,297.48	118,232.50	875,748.61
Kin Dah Lichifí*	428,768.29	294,465.21	107,917.40	615,316.10
Klagetoh	489,331.07	140,522.26	59,689.09	570,164.24
Lake Valley	166,116.85	129,711.69	30,487.22	265,341.32
LeChee*	510,368.59	17,531.28	133,703.10	394,196.77
Leupp*	374,030.20	333,420.20	83,160.02	624,290.38
Littlewater*	284,100.48	274,452.20	65,912.89	492,639.79
Low Mountain	654,620.74	135,582.35	52,572.03	737,631.06
Lukachukai	315,492.86	204,064.92	87,851.81	431,705.97
Tsé si' áni*	184,059.13	250,077.79	87,750.24	346,386.68
Manuelito	20,388.75	135,721.00	35,549.57	120,560.18
Many Farms	721,574.55	223,275.58	157,201.73	787,648.40
Mariano Lake	554,425.89	122,946.39	41,917.95	635,454.33
Mexican Springs	319,540.60	164,105.94	66,189.03	417,457.51
Mexican Water*	271,249.70	262,796.84	106,783.44	427,263.10

Note – Fund Balance rounded to nearest ten thousand. LGA-certified Chapters denoted by *

EXHIBIT C

Chapter Name	FY 2017 Ending Balance	FY 2018 Q1 Revenues (+)	FY 2018 Q1 Expenditures (-)	FY 2018 Q1 Ending Balance
Nageezi	57,557.57	162,330.09	58,907.66	160,980.00
Nahata Dziil*	205,328.83	282,898.19	209,094.05	279,132.97
Nahodishgish	473,592.28	112,219.03	39,794.39	546,016.92
Naschitti*	412,033.89	276,429.26	101,512.10	586,951.05
Navajo Mountain	935,620.07	138,698.50	39,228.31	1,035,090.26
Nazlini*	423,109.91	334,180.04	186,595.39	570,694.56
Nenahnezad	942,808.44	202,650.45	68,590.78	1,076,868.11
Newcomb*	1,162,124.38	232,229.38	69,276.79	1,325,076.97
Oak Springs	496,669.87	128,182.75	27,281.10	597,571.52
Ojo Encino*	516,056.88	243,852.03	72,183.28	687,725.63
Oljato	1,150,040.12	194,368.89	31,002.65	1,313,406.36
Pinedale	256,568.36	222,918.36	68,939.63	410,547.09
Piñon*	341,001.12	326,150.81	107,944.07	559,207.86
Pueblo Pintado	(13,736.69)	139,331.28	53,611.19	71,983.40
Ramah	6,614,583.53	(261,469.33)	32,349.44	6,320,764.76
Red Lake #18	859,703.24	144,438.83	43,823.62	960,318.45
Red Mesa	104,659.30	174,485.10	86,053.54	193,090.86
Red Rock	232,762.69	218,961.81	85,215.30	366,509.20
Red Valley	406,401.60	159,704.45	41,832.74	524,273.31
Rock Point	178,519.34	203,756.68	85,775.41	296,500.61
Rock Springs	498,893.86	187,304.82	60,683.68	625,515.00
Rough Rock	625,152.32	142,329.30	30,353.51	737,128.11
Round Rock	628,603.51	171,603.42	111,690.70	688,516.23
San Juan*	1,215,988.13	455,601.97	66,928.32	1,604,661.78
Sanostee	495,297.32	181,268.86	48,874.52	627,691.66
Sawmill	639,541.95	139,635.28	84,658.40	694,518.83
Sheep Springs*	280,510.01	247,810.85	79,383.99	448,936.87
Shiprock	408,883.48	411,314.58	99,914.33	720,283.73
Shonto*	850,970.38	283,693.84	145,096.67	989,567.55
Smith Lake	141,633.51	158,150.56	41,020.58	258,763.49
St Michaels	246,505.13	390,725.53	140,110.28	497,120.38
Standing Rock	290,354.88	154,673.04	74,120.02	370,907.90
Steamboat*	764,007.61	105,620.59	91,845.22	777,782.98
Tóhikan*	331,533.52	282,824.47	116,741.75	497,616.24
Tachee/Blue Gap	640,154.21	143,857.10	35,785.82	748,225.49
Teec Nos Pos	346,963.52	145,466.43	72,734.99	419,694.96
Teesto*	156,894.86	330,908.46	117,499.22	370,304.10
Thoreau	409,005.08	(1,303.62)	55,728.52	351,972.94
Toadlena/Two Grey Hills*	232,921.08	301,053.22	88,504.16	445,470.14
Tohajiilee	138,838.29	186,968.52	53,345.11	272,461.70
Tohatchi	340,588.11	171,535.46	62,334.92	449,788.65
Tolani Lake	249,140.55	128,552.46	57,972.97	319,720.94
Tonalea*	1,223,136.22	558,122.03	32,859.86	1,748,398.39
Torreon/Star Lake	526,885.61	185,502.95	75,186.71	637,201.85
Tsaile/Wheatfields	235,679.48	209,716.76	92,381.44	353,014.80
Tsayatoh	203,685.43	148,457.30	32,452.07	319,690.66
Tselani/Cottonwood	342,436.04	170,067.29	38,947.99	473,555.34
Tó Nanees Dizi*	4,809,019.46	3,514,374.40	886,493.24	7,436,900.62
Twin Lakes	410,006.96	161,961.18	29,087.51	542,880.63
Upper Fruitland*	1,186,988.32	381,486.90	127,702.57	1,440,772.65
Whippoorwill*	62,925.85	269,451.69	16,688.02	315,689.52
White Rock*	656,153.75	211,763.84	131,736.25	736,181.34
Whitecone	104,155.29	147,214.50	50,419.15	200,950.64
Whitehorse Lake	39,607.30	125,966.94	25,354.85	140,219.39
Wide Ruins	537,090.76	141,981.96	55,258.58	623,814.14

Note – Fund Balance rounded to nearest ten thousand. LGA-certified Chapters denoted by *

Breakdown of Chapter Funds by Fund Type

Listed below are the 110 Chapter's individual fund balances as of December 31, 2017.

Fund Type	Alamo	Aneth*	Baca/Prewitt*	Becenti	Beclabito*
Capital Outlay	243,557.95	636,126.63	(22,018.55)	308,825.30	444,770.09
Other	(8,656.54)	196,886.19	(3,285.14)	10,167.21	104,311.55
Sales Tax	10,318.63	206,419.68	-	11,030.88	169,062.92
Temporary Employment	36,783.51	147,582.59	52,954.93	54,403.35	61,835.83
Housing Assistance	74,461.67	128,241.87	20,383.77	9,116.03	55,035.28
Emergency	13,020.14	108,162.50	9,130.29	48,544.47	59,941.48
General Fund	9,077.60	101,977.03	80,128.01	150.43	9,472.81
LGA Grant	9,228.67	194,474.10	(498.93)	36,514.94	113,941.69
Educational Assistance	47,533.10	69,606.34	12,870.80	12,579.49	36,950.07
Land Claims	26,372.62	29,890.36	19,457.79	26,013.28	19,093.72
Stipend	8,445.87	37,583.92	23,463.15	40,734.35	13,487.34
Veterans	5,325.49	2,270.76	484.01	-	9,958.68

Fund Type	Tsidii To'ii (Birdsprings)*	Black Mesa	Bodaway Gap*	Bááhááli (Breadsprings)*	Tiis Tsoh Sikaad (Burnham)*
Capital Outlay	3,487.94	222,854.33	156,928.16	287,770.58	192,011.84
Other	67,586.71	46,178.10	1,858.59	112,294.00	40,025.21
Sales Tax	23,890.92	184,581.25	40,713.53	4,968.48	19,272.90
Temporary Employment	45,620.08	60,241.12	91,932.49	52,081.19	29,419.62
Housing Assistance	2,023.68	5,120.70	53,998.96	6,078.42	25,065.81
Emergency	-	24,595.04	19,564.88	61,851.20	45,470.03
General Fund	(3,130.10)	46,669.70	-	7,996.81	135,185.49
LGA Grant	12,496.40	(16.50)	525,670.41	17,847.85	35,489.57
Educational Assistance	4,834.00	-	5,266.68	49,064.02	2,442.67
Land Claims	11,599.86	20,943.17	16,101.25	8,893.44	21,334.18
Stipend	15,897.24	23,453.33	27,467.49	20,943.93	14,017.42
Veterans	32.16	3,168.99	2,602.50	7,287.24	445.65

Fund Type	Cameron	Casamero Lake*	Chichiltah	Chilchinbeto*	Chinle*
Capital Outlay	448,232.00	6,377.54	305,924.15	160,567.07	81,032.00
Other	16,904.13	662.09	2,512.23	37,728.45	17,339.64
Sales Tax	27,860.38	921.73	17,698.76	73,316.03	50,883.89
Temporary Employment	104,770.97	7,646.14	45,374.73	85,737.55	159,855.70
Housing Assistance	23,060.00	10,226.42	27,644.01	276.93	10,351.60
Emergency	3,487.00	20,844.47	24,253.18	10,817.90	12,754.15
General Fund	1.13	119,535.78	5,042.49	207,508.86	131,418.19
LGA Grant	41,648.17	52,895.50	20,217.75	25,924.34	-
Educational Assistance	5,201.00	15,849.15	22,004.61	458.00	22,205.00
Land Claims	21,747.89	15,170.37	26,475.37	10,240.19	33,841.88
Stipend	18,297.00	17,432.27	18,902.72	18,944.96	29,000.00
Veterans	-	-	1,719.34	1.00	-

Fund Type	Churchrock	Coalmine Canyon	Coppermine	Cornfields*	Counselor
Capital Outlay	527,126.59	132,693.79	259,133.06	83,573.04	442,289.38
Other	10,385.87	325.09	73,855.32	(4,445.99)	11,982.15
Sales Tax	39,796.11	104,376.48	77,788.20	25,223.92	43,062.50
Temporary Employment	85,280.04	94,957.90	528.95	59,921.91	95,581.83
Housing Assistance	55,531.29	30,213.61	-	4,672.79	99,348.11
Emergency	(4,523.32)	26,253.10	15,289.67	14,903.08	94,058.72
General Fund	9,323.58	334.88	193,493.48	82,226.74	-
LGA Grant	7,553.18	3,843.74	-	14,086.80	28,317.34
Educational Assistance	13,186.00	4,659.65	2,782.00	4,380.00	15,388.94
Land Claims	38,256.75	14,681.58	21,565.12	16,288.42	25,599.51
Stipend	34,491.84	27,805.27	15,773.33	17,080.34	18,102.99
Veterans	17,285.76	1,500.00	4,660.37	225.89	14,092.20

Fund Type	Cove*	Coyote Canyon	Crownpoint	Crystal	Dennehotso*
Capital Outlay	354,094.44	233,325.73	227,877.92	300,635.51	8,042.97
Other	11,044.42	4,301.28	11,143.46	6,873.53	10,596.92
Sales Tax	99,718.30	213,519.33	34,347.70	92,079.25	42,089.91
Temporary Employment	107,586.35	53,982.65	107,844.57	74,017.50	92,953.66
Housing Assistance	26,113.62	25,102.82	56,965.92	9,750.00	25,018.28
Emergency	9,991.53	17,382.09	76,415.84	11,888.91	5,294.13
General Fund	111,556.36	7,516.87	19,823.33	10.35	152,272.49
LGA Grant	208,734.98	18,576.81	32,897.10	5,844.10	162.54
Educational Assistance	10,980.00	21,777.50	40,520.46	942.61	1,070.31
Land Claims	21,806.57	12,410.25	15,779.32	6,586.97	14,959.26
Stipend	14,266.53	22,665.18	33,009.96	56,403.60	23,660.85
Veterans	6,547.11	41.55	-	583.64	7,072.19

Fund Type	Dilkon*	Forest Lake	Fort Defiance*	Gadiiahi/Tokoi	Ganado*
Capital Outlay	30,327.75	263,737.83	149,482.14	340,831.77	172,029.33
Other	2,456.77	258,110.71	36,656.30	(29,882.33)	47,917.55
Sales Tax	(609.09)	229,785.96	131,394.20	145,155.79	131,077.76
Temporary Employment	42,460.63	34,610.69	163,382.58	61,213.06	72,027.49
Housing Assistance	10,000.00	63,129.59	46,026.52	35,290.74	32,160.92
Emergency	-	43,571.99	33,826.91	22,155.14	22,161.66
General Fund	82,512.30	25,937.51	155,985.24	3,400.18	159,550.42
LGA Grant	17,200.26	8,824.92	105,335.68	44,899.55	170,312.62
Educational Assistance	1,521.00	19,986.93	6,201.38	26,239.21	7,117.00
Land Claims	2,142.64	17,881.22	47,781.25	23,384.79	24,769.00
Stipend	20,904.00	13,827.33	24,885.14	16,575.17	28,943.06
Veterans	-	1,682.52	-	4,450.00	-

Fund Type	Greasewood Springs*	Hardrock	Tse'Daa'Kaan (Hogback)*	Houck*	Huerfano
Capital Outlay	47,468.63	374,748.44	244,847.69	224,679.12	125,715.02
Other	415,769.82	(131,732.03)	318,864.33	7,692.01	10,626.85
Sales Tax	234,593.66	114,754.27	(4,928.39)	226,807.48	40,905.02
Temporary Employment	55,133.16	78,819.01	(162,532.35)	141,751.65	63,489.75
Housing Assistance	15,403.47	35,600.05	-	15,402.19	65,571.98
Emergency	20,245.88	84,380.40	33,338.97	75,264.33	8,351.93
General Fund	3,956.98	-	237,553.48	123,400.11	75,530.41
LGA Grant	93,445.54	(1,626.89)	2,508.81	94,125.71	40,606.49
Educational Assistance	50,335.00	8,941.00	1,396.03	3,885.00	22,469.72
Land Claims	40,181.58	14,969.57	16,689.21	21,897.67	30,456.65
Stipend	33,375.49	20,614.06	27,718.97	23,743.75	31,796.78
Veterans	22.48	-	232.20	-	2,357.08

Fund Type	Indian Wells	Tsah Bii Kin (Inscription House)*	Iyanbito	Jeddito	Kai'Bii'To (Kaibeto)
Capital Outlay	88,277.99	40,742.78	94,375.63	(570.00)	78,865.34
Other	9,838.86	19,847.75	2,455.45	(1,944.74)	2,301.00
Sales Tax	79,554.20	23,422.23	28,409.10	(4,021.09)	37,375.74
Temporary Employment	35,096.39	83,772.94	30,271.44	117,275.59	110,361.72
Housing Assistance	24,797.88	6,870.00	-	(80.74)	35,065.45
Emergency	14,842.11	25,430.08	5,456.60	(325.03)	3,546.34
General Fund	-	100,911.70	3,783.28	-	2,540.67
LGA Grant	27,065.90	39,241.00	1,729.78	39,419.06	19,249.95
Educational Assistance	27,102.00	2,893.00	277.00	6,034.00	4,360.62
Land Claims	13,192.10	6,118.71	16,944.46	34,142.48	18,998.36
Stipend	17,850.57	17,566.54	21,691.20	44,126.00	27,648.74
Veterans	3,198.99	10,538.78	-	-	6,411.52

Fund Type	Kayenta*	Kin Dah Lichii (Kinlichee)*	Klagetoh	Lake Valley	LeChee*
Capital Outlay	83,836.40	145,488.60	197,989.65	170,937.62	144,753.86
Other	190,552.74	368.30	3,595.76	11,886.89	13,253.09
Sales Tax	126,407.99	66,691.88	183,229.70	1,786.91	33,889.74
Temporary Employment	158,602.74	64,044.72	70,845.16	25,986.04	7,952.95
Housing Assistance	21,291.33	51,278.48	56,371.36	7,888.07	9,015.81
Emergency	57,554.01	62,525.00	388.15	14,942.35	21,045.07
General Fund	141,138.10	141.15	340.18	286.39	126,335.15
LGA Grant	7,266.99	171,336.31	15,486.05	2,884.08	22,461.47
Educational Assistance	8,206.21	689.51	1,688.00	9,745.18	6,015.00
Land Claims	40,074.56	20,524.43	21,622.01	11,213.99	9,151.47
Stipend	40,276.60	32,062.15	18,608.22	7,689.70	(7,811.62)
Veterans	540.94	165.57	-	94.10	8,134.78

Fund Type	Leupp*	Littlewater*	Low Mountain	Lukachukai	Tsé si' áni* (Lupton)*
Capital Outlay	79,561.82	230,205.39	596,551.45	161,898.66	94,376.75
Other	45,862.42	2,046.64	1,054.06	690.15	16,984.45
Sales Tax	78,818.13	(6,894.18)	11,996.27	101,108.96	31,058.96
Temporary Employment	98,212.30	40,703.86	41,314.87	45,068.37	28,822.70
Housing Assistance	15,303.86	15,933.26	16,440.94	17,906.26	28,779.13
Emergency	5,483.22	23,877.28	23,560.54	49,787.74	10,317.10
General Fund	212,760.28	59,396.78	1,809.23	-	-
LGA Grant	27,855.71	19,780.88	2,530.96	4,844.28	97,006.95
Educational Assistance	9,170.38	69,020.34	18,165.91	8,557.00	5,387.94
Land Claims	13,399.19	18,504.07	7,270.70	18,091.83	18,378.68
Stipend	33,482.88	19,595.81	16,936.13	23,532.02	14,621.21
Veterans	4,380.19	469.66	-	220.70	652.81

Fund Type	Manuelito	Many Farms	Mariano Lake	Mexican Springs	Mexican Water*
Capital Outlay	15,111.38	251,228.70	570,018.79	75,022.66	54,478.73
Other	286.31	4,697.30	(20,589.68)	2,842.84	88,244.36
Sales Tax	3,125.76	231,637.16	212.85	144,120.58	19,485.78
Temporary Employment	39,368.23	119,212.91	12,367.55	59,666.61	75,437.29
Housing Assistance	14,910.83	46,622.13	16,700.00	19,359.83	48,523.93
Emergency	2,453.48	79,860.80	1,785.00	50,908.20	-
General Fund	286.23	-	-	9,296.35	16,457.37
LGA Grant	17,339.00	752.39	7,477.95	5,380.39	80,234.15
Educational Assistance	3,806.57	409.00	17,402.00	12,320.48	1,329.99
Land Claims	9,149.24	19,867.07	14,274.86	17,286.05	12,166.00
Stipend	13,657.83	25,077.54	15,805.01	21,253.44	15,583.19
Veterans	1,065.32	8,283.40	-	0.08	15,322.31

Fund Type	Nageezi	Nahata DziiI*	Nahodishgish	Naschitti*	Naatsis'áán (Navajo Mountain)
Capital Outlay	25,898.55	32,131.00	397,040.95	220,947.76	448,667.21
Other	3,707.61	54,862.67	1,928.61	7,951.20	58,029.63
Sales Tax	4,327.87	3,006.32	2,208.90	92,233.22	107,955.71
Temporary Employment	45,677.06	42,860.18	38,741.01	72,097.78	88,939.94
Housing Assistance	13,198.98	6,996.32	8,976.06	20,449.22	69,945.03
Emergency	12,050.44	-	23,279.77	578.83	107,942.30
General Fund	8,983.22	77,215.48	4,266.45	100,311.10	-
LGA Grant	73.18	14,260.77	10,296.00	27,904.58	54,080.91
Educational Assistance	16,803.00	2,500.00	8,581.15	2,217.00	4,585.50
Land Claims	10,497.68	27,663.23	10,433.25	18,247.42	30,821.14
Stipend	19,739.64	17,637.00	39,468.09	24,012.94	12,814.08
Veterans	22.77	-	796.68	-	51,308.81

Fund Type	Nazlini*	Nenahnezad	Newcomb*	Oak Springs	Ojo Encino*
Capital Outlay	95,807.28	253,386.84	479,780.71	260,136.16	247,866.86
Other	77,542.63	61,095.18	562,591.56	(816.06)	35,310.04
Sales Tax	95,499.18	187,824.47	11,401.83	173,653.64	31,318.12
Temporary Employment	68,707.58	168,252.20	32,428.82	28,823.83	38,105.55
Housing Assistance	4,471.72	103,897.26	56,176.32	16,620.19	10,191.25
Emergency	33,268.00	9,530.46	34,398.28	31,063.38	61,828.03
General Fund	90,109.87	10,465.28	4,565.45	3,434.10	87,636.50
LGA Grant	59,594.28	87,734.60	91,071.56	38,990.82	88,660.34
Educational Assistance	1,800.70	128,809.73	17,099.25	13,001.83	7,025.56
Land Claims	23,313.85	32,560.21	21,218.56	17,449.55	42,876.06
Stipend	20,579.47	32,624.54	14,344.63	15,210.35	36,740.10
Veterans	-	687.34	-	3.73	167.22

Fund Type	Oljato	Pinedale	Piñon*	Pueblo Pintado	Ramah
Capital Outlay	357,485.25	196,179.32	230,951.13	18,756.80	(18,120.53)
Other	11,781.69	1,635.91	(857.88)	(27,557.93)	6,300,500.12
Sales Tax	238,183.93	40,984.26	1,912.80	2,881.94	8,966.18
Temporary Employment	142,055.38	54,527.06	64,418.52	12,180.49	24,837.86
Housing Assistance	224,270.91	17,658.87	4,499.49	19,368.68	18,900.00
Emergency	54,720.96	43,554.94	0.05	(10,178.66)	(6,647.47)
General Fund	2,287.15	2,215.64	54,782.97	(8,904.90)	4,089.14
LGA Grant	114,766.00	4,573.21	131,481.92	13.07	(5,949.50)
Educational Assistance	2,348.00	10,272.25	16,947.00	50,249.28	(22,077.40)
Land Claims	136,563.96	18,494.87	24,567.35	6,150.15	6,986.33
Stipend	28,764.41	20,228.82	30,504.51	9,024.26	9,267.40
Veterans	178.72	221.94	-	0.22	12.63

Fund Type	Red Lake #18	Red Mesa	Red Rock	Red Valley	Rock Point
Capital Outlay	481,904.80	86,246.65	72,428.16	166,956.08	97,628.12
Other	4,730.12	636.50	14,201.20	976.44	1,081.31
Sales Tax	163,875.03	(60.96)	36,973.95	75,592.46	15,817.72
Temporary Employment	78,604.54	23,776.11	66,576.08	70,774.38	61,838.53
Housing Assistance	42,305.74	14,755.27	18,660.10	50,302.19	29,710.63
Emergency	34,757.50	428.84	67,700.34	40,675.41	400.00
General Fund	-	(1,130.62)	14,591.62	798.12	-
LGA Grant	84,147.02	1,850.81	23,837.46	19,775.65	8,977.83
Educational Assistance	28,630.76	20,683.46	3,811.04	31,647.21	32,267.08
Land Claims	15,919.99	21,041.38	20,172.70	23,080.32	16,318.84
Stipend	25,342.59	23,292.31	27,556.55	34,182.60	31,208.85
Veterans	100.36	1,571.11	-	9,512.45	1,251.70

Fund Type	Rock Springs	Rough Rock	Round Rock	San Juan*	Sanostee
Capital Outlay	261,632.34	144,958.27	280,335.49	773,903.85	240,044.30
Other	3,387.95	7,088.38	5,489.70	226,458.58	27,279.56
Sales Tax	33,107.67	359,786.82	244,579.16	47,660.62	96,243.80
Temporary Employment	85,775.17	87,109.10	37,421.16	54,804.36	47,115.55
Housing Assistance	38,958.22	11,694.95	4,075.19	53,424.37	64,805.34
Emergency	38,089.46	19,027.60	38,586.46	8,214.77	32,281.47
General Fund	13,665.79	(492.01)	-	7,486.21	4,860.43
LGA Grant	86,082.20	29,728.30	14,382.01	325,679.37	21,795.88
Educational Assistance	6,982.00	3,882.63	5,681.85	24,851.25	19,607.11
Land Claims	32,539.87	44,488.08	30,293.79	39,332.11	32,151.68
Stipend	25,294.33	29,808.73	16,701.52	37,340.68	29,975.52
Veterans	-	47.26	10,969.90	5,505.61	11,531.02

Fund Type	Sawmill	Sheep Springs*	Shiprock	Shonto*	Smith Lake
Capital Outlay	313,572.80	155,513.47	57,402.41	7,708.89	93,975.48
Other	5,671.38	21,454.22	23,900.70	838,439.10	1,223.83
Sales Tax	187,869.95	44,839.30	120,856.97	26,230.26	2,120.39
Temporary Employment	46,525.15	61,338.96	250,831.29	2,264.85	49,160.17
Housing Assistance	12,562.29	8,103.64	40,733.36	49,322.31	23,730.91
Emergency	12,974.09	8,633.99	18,681.02	11,838.61	27,688.84
General Fund	1,270.05	105,697.36	7,466.32	-	3,067.26
LGA Grant	24,183.03	4,280.23	49,580.12	4,992.02	11,463.35
Educational Assistance	5,591.67	9,215.76	13,933.70	7,680.01	5,065.19
Land Claims	67,264.92	13,974.41	93,306.66	18,105.14	21,038.92
Stipend	16,930.72	14,797.00	32,160.85	22,986.36	18,774.06
Veterans	102.78	1,088.53	11,430.33	-	1,455.09

Fund Type	St. Michaels	Tse'ii'ahi (Standing Rock)	Steamboat*	Tólikan (Sweetwater)*	Tachee/Blue Gap
Capital Outlay	97,479.76	251,204.60	283,334.55	165,310.07	319,230.53
Other	7,356.50	20,148.69	122,828.58	2,109.91	3,057.74
Sales Tax	98,974.20	2,043.60	147,820.65	36,464.64	183,338.23
Temporary Employment	36,468.28	41,161.97	70,236.96	74,058.04	50,576.67
Housing Assistance	30,285.86	4,241.11	37,316.77	9,995.58	113,668.12
Emergency	59,946.76	1,639.83	48,996.42	1,777.25	34.65
General Fund	-	2,384.46	-	89,882.94	5,727.77
LGA Grant	44,868.68	8,361.57	19,237.16	59,503.70	8,797.11
Educational Assistance	2,120.62	13,752.84	490.51	6,507.00	25,690.06
Land Claims	72,495.05	11,725.67	16,161.79	22,199.46	19,721.61
Stipend	46,850.55	13,506.96	31,234.23	18,705.94	17,406.45
Veterans	274.12	736.60	125.36	11,101.71	976.55

Fund Type	Teec Nos Pos	Teesto*	Thoreau	Toadlena/Two Grey Hills*	Tohajilee
Capital Outlay	175,171.17	57,523.97	210,263.83	130,210.58	76,071.09
Other	5,438.73	(22,161.47)	790.57	17,578.47	364.16
Sales Tax	58,268.40	37,760.16	12,102.78	20,241.49	19,723.23
Temporary Employment	78,229.92	106,805.11	10,211.29	55,156.72	47,493.07
Housing Assistance	22,708.65	1,145.56	16,170.33	20,215.22	22,691.81
Emergency	-	2,386.29	69,805.69	44,548.57	(21,711.17)
General Fund	-	107,066.73	5,298.35	90,074.36	49,336.89
LGA Grant	7,782.76	26,661.75	7,164.99	12,361.42	20,993.19
Educational Assistance	19,789.00	929.00	19,817.00	15,906.97	16,867.18
Land Claims	22,290.76	33,519.26	1,798.60	17,520.18	14,502.39
Stipend	23,497.26	18,629.79	(1,450.49)	21,656.16	20,678.01
Veterans	6,518.31	37.95	-	-	5,451.85

Fund Type	Tohatchi	Tolani Lake	Tonalea*	Torreony/Star Lake	Tsaile/Wheatfields
Capital Outlay	123,677.10	107,583.99	956,186.84	298,908.78	178,102.30
Other	14,700.17	69,578.54	25,303.57	3,920.53	(1,797.14)
Sales Tax	65,138.81	16,423.90	30,442.71	62,530.63	42,837.61
Temporary Employment	63,295.01	58,372.83	119,760.32	72,065.16	38,449.55
Housing Assistance	87,499.72	24,817.60	235,069.25	34,660.88	8,519.35
Emergency	17,315.27	1,952.25	55,856.67	31,816.09	41,819.63
General Fund	16,043.75	(176.86)	33,447.55	388.94	(29,966.39)
LGA Grant	12,721.29	18,263.72	130,742.33	44,221.57	14,245.02
Educational Assistance	4,070.98	1,312.33	106,459.75	50,366.00	(300.00)
Land Claims	22,397.79	8,475.84	57,165.31	13,361.59	19,806.63
Stipend	22,764.25	13,116.80	(3,561.66)	24,961.68	41,301.38
Veterans	164.51	-	1,525.75	-	(3.14)

Fund Type	Tsayatoh	Tselani/Cottonwood	Tō Nanees Dizi (Tuba City)*	Bahast'ah (Twin Lakes)	Upper Fruitland*
Capital Outlay	129,088.64	107,165.03	218,164.66	266,337.37	481,311.07
Other	155.90	5,279.64	543,509.34	(12,367.52)	87,165.01
Sales Tax	1,558.17	142,200.59	6,387,244.09	99,747.25	241,860.23
Temporary Employment	72,895.10	105,269.19	30,857.36	85,194.58	108,972.78
Housing Assistance	20,875.61	14,277.10	9,373.04	12,074.42	7,587.15
Emergency	19,670.11	29,339.79	32,109.94	36,159.10	62,226.32
General Fund	(548.46)	-	339,381.90	2,919.14	172,119.58
LGA Grant	14,498.91	-	12,833.36	16,287.33	187,209.92
Educational Assistance	22,918.34	25,615.00	8,784.46	3,140.10	4,965.00
Land Claims	22,320.43	21,265.55	33,411.20	22,602.40	31,070.23
Stipend	16,257.91	23,028.00	56,756.13	10,786.46	49,726.60
Veterans	-	115.45	35,543.87	-	6,558.76

Fund Type	Whippoovill*	White Rock*	Whitecone	Whitehorse Lake	Wide Ruins
Capital Outlay	0.00	236,194.99	70,491.85	43,615.83	340,980.12
Other	(6,710.95)	297,448.52	(32,483.70)	(439.05)	5,968.96
Sales Tax	60,296.73	4,245.95	47,239.60	8,169.48	26,652.84
Temporary Employment	10,498.83	102,325.81	54,776.70	43,310.86	78,025.43
Housing Assistance	34,213.24	10,120.23	16,000.18	15,905.22	32,478.79
Emergency	6,007.32	6,175.64	11,720.72	1,462.15	58,015.68
General Fund	109,550.50	3,810.99	(74.71)	1,248.07	-
LGA Grant	(819.01)	53,996.13	3,018.30	10,000.11	1,464.15
Educational Assistance	41,727.00	7,607.06	14,867.19	4,083.24	35,655.03
Land Claims	28,106.73	9,667.08	(2,122.89)	7,746.81	20,017.44
Stipend	31,131.99	3,861.67	16,982.78	5,116.67	21,605.28
Veterans	1,687.14	727.27	534.62	-	2,950.42